

Compressive Strength Test Comparison Between Ready Mix Concrete and Batch Plant Concrete

By

Mozibul Haque Arif

Rokeya Aktar

Prodip Saha

Mufti Sahariar

Md. Easin Ikram

Shaharia Sultana

A thesis submitted to the Department of Civil Engineering in partial fulfillment
for the degree of Bachelor of Science in Civil Engineering



Department of Civil Engineering

Sonargaon University

147/I, Green Road, Dhaka-1215, Bangladesh

Section:15A

Spring-2022

Compressive Strength Test Comparison Between Ready Mix Concrete and Batch Plant Concrete

By

Mozibul Haque Arif (BCE 1601007053)

Rokeya Aktar (BCE 1602008116)

Prodip Saha (BCE 1803015157)

Mufti Sahariar (BCE 1803015082)

Md. Easin Ikram (BCE 1701010104)

Shaharia Sultana (BCE 1803015162)

Supervisor

Hamamah Sadiqa

Lecturer

Department of Civil Engineering

Sonargaon University (SU)

A thesis submitted to the Department of Civil Engineering in partial fulfillment
for the degree of Bachelor of Science in Civil Engineering



Department of Civil Engineering

Sonargaon University

147/I, Green Road, Dhaka-1215, Bangladesh

Section: 15A

Spring-2022

BOARD OF EXAMINERS

The thesis titled “Compressive Strength Test Comparison Between Ready Mix Concrete and Batch Plant Concrete” submitted by Mozibul Haque Arif (BCE 1601007053), Rokeya Aktar (BCE 1602008116), Prodip Saha (BCE 1803015157), Mufti Sahariar (BCE 1803015082), Md. Easin Ikram (BCE 1701010104) and Shaharia Sultana (BCE 1803015162), has been accepted as satisfactory in partial fulfillment of the requirement for the degree of Bachelor of Science in Civil Engineering on Date-of-Defense.

-
1. Hamamah Sadiqa
Lecturer
Department of Civil Engineering
Sonargaon University, Dhaka
Chairman


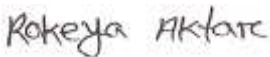



-
2. Internal / External Member
Member

-
3. Internal / External Member
Member

DECLARATION

It is hereby declared that this thesis/project or any part of it has not been submitted elsewhere for the award of any degree or diploma. We hereby ensure that the work that has been presented does not breach existing copyright. We undertake to indemnify the university against any loss or damage arising from breach of the foregoing obligation.

Thank you

<u>STUDENT NAME</u>	<u>STUDENT ID</u>	<u>SIGNATURE</u>
Mozibul Haque Arif	BCE 1601007053	
Rokeya Aktar	BCE 1602008116	
Prodip Saha	BCE 1803015157	
Mufti Sahariar	BCE 1803015082	
Md. Easin Ikram	BCE 1701010104	
Shaharia Sultana	BCE 1803015162	

Dedicated
to
“Our beloved parents”

ACKNOWLEDGEMENTS

All praises and profound gratitude to the Almighty Allah Who is the most beneficent and the most merciful for allowing great opportunity and ability to bring this effort to fruition safely and peacefully.

We sincerely acknowledge and express our deep sense of gratitude to Hamamah Sadiqa (Lecturer) the guide of this project. As a guide she gave a maximum help and coordination in finishing the project work. With her past years of experience and teaching steered us to come out with success through most difficult problems faced by us. Her active interest in this topic and valuable advice was the source of the author's inspiration.

We sincerely would like to thank all instructors and staffs of the Civil Engineering Department of Sonargaon University (SU), Dhaka, which contributed in various ways to the completion of this thesis work.

Finally, we would like to express our deepest gratitude to our entire group members whose support and manual labor contributed in various ways for the completion of this thesis work.

The authors acknowledge the experimental facilities provided by strength of materials laboratory, Department of Civil Engineering of Sonargaon University (SU).

The authors also acknowledge the efforts of all staff of strength of materials laboratory who conducted this study.

ABSTRACT

Ready-mixed concrete is manufactured according to the job requirement and delivered to the site of work in form of ready to use, where batch plant concrete is prepared at the site of construction manually. In this study experimental work was done to determine the compressive strength test of both ready-mixed concrete and batch plant concrete at a mixture ratio of 1:1.5:3 and to compare between them. For Batch plant concrete Portland composite cement (Supercrete), coarse aggregate, local sand from Bhuapur and Sylhet sand from Fazilpur was collected. Ready-mixed concrete was collected from vendor (NDE). Both types of concrete were prepared in a mix ratio of 1:1.5:3 in 6 cylinders of each type (200 x100 mm size) with curing time of 28 days. The compressive strength test was done by using Universal Testing Machine (UTM). The average compressive strength of ready-mixed concrete is found as 3528.774 psi, where the batch mix concrete is found as 3422.938 psi. The compressive strength of ready-mixed concrete is found as 3.1% higher than that of batch plant concrete. The tensile strength of both of the concretes is almost the same. Studying the failure pattern, most of the cylinders failed in common crush.

TABLE OF CONTENT

ABSTRACT	vii
LIST OF FIGURES	x
LIST OF TABLES	xi
CHAPTER 1	1
INTRODUCTION	1
1.1 General	1
1.2 History of ready-mixed Concrete	2
1.3 Objective	3
CHAPTER 2	4
Literature Review	4
CHAPTER 3	5
Methodology	5
3.1 Materials of Batch Plant Concrete and Ready-mixed Concrete	5
3.1.1 Materials of Batch Plant Concrete	5
3.1.2 Materials of Ready-mixed Concrete	7
3.2 Casting	9
3.2.1 Casting of Batch Plant Concrete	9
3.2.2 Casting of Ready-mixed Concrete	10
3.3 Curing Time	11
3.4 Compressive Strength test of Concrete	11
3.5 Tensile Strength test of Concrete	12
CHAPTER 4	14
Results and Discussion	14
4.1 Ratio of Batch Plant concrete and Ready-mixed Concrete	14
4.1.1 Ratio of Batch Plant concrete	14
4.1.2 Ratio of Ready-mixed concrete	14

4.2	Result of compressive strength test and tensile strength of Batch Plant concrete and Ready-mixed Concrete	14
4.2.1	Result of compressive strength test and tensile strength test of Batch Plant concrete	14
4.2.2	Result of compressive strength test and tensile strength test of Ready-mixed concrete	19
4.3	Comparison between Batch Plant and Ready-Mix Cylinder Crush vs Crushing Pattern	24
4.3.1	Comparison between Batch Plant Cylinder Crush vs Crushing Pattern	24
4.3.2	Comparison between Ready-mixed Cylinder Crush vs Crushing Pattern	27
4.4	DISCUSSION	29
4.5	Reasons why Ready Mixed Concrete is better than Batch Mixed Concrete	29
	CHAPTER 5	31
	Conclusions and Future Works	31
5.1	Conclusions	31
5.2	Limitations and Recommendations for Future Works:	31
	REFERENCES	32

LIST OF FIGURES

Fig 3.1	Cement	5
Fig 3.2	Coarse aggregate	5
Fig 3.3	Local Sand (Bhuapur)	6
Fig 3.4	Sylhet Sand (Fazilpur)	6
Fig 3.5	Cylinder Mold	7
Fig 3.6	Tamping rod (Dia 16mm)	8
Fig 3.7	Scoop	8
Fig 3.8	Mixing of materials for compressive strength test	10
Fig 3.9	Casting concrete in cylinder	10
Fig 3.10	Compressive strength test of concrete by Universal Testing Machine (UTM)	12
Fig 3.11	Tensile strength test of concrete by Universal Testing Machine (UTM)	13
Fig 4.1	Compressive strength test of Cylinder No-1 of Batch Plant concrete	17
Fig 4.2	Crushed Concrete of Cylinder No-1 of Batch Plant concrete	17
Fig 4.3	Crashed concrete of Cylinder No-2 of Batch Plant concrete	18
Fig 4.4	Crashed concrete of Cylinder No-3 of Batch Plant concrete	18
Fig 4.5	Compressive strength test of Cylinder No-1 of Ready-mixed concrete	22
Fig 4.6	Compressive strength test of Cylinder No-3 of Ready-mixed concrete	22
Fig 4.7	Crash pattern of Cylinder No-1 of Batch Plant concrete	24
Fig 4.8	Crash pattern of Cylinder No-2 of Batch Plant Concrete	25
Fig 4.9	Crash pattern of Cylinder No-3 of Batch Plant Concrete	26
Fig 4.10	Crash pattern of Cylinder No-1 of Ready-mixed Concrete	27
Fig 4.11	Crash pattern of Cylinder No-3 of Ready-mixed Concrete	28

LIST OF TABLES

Table 4.1	Compressive strength test of Batch Plant Concrete	19
Table 4.2	Tensile strength test of Batch Plant Concrete	19
Table 4.3	Compressive strength test of Ready-mixed Concrete	23
Table 4.4	Tensile strength test of Ready-mixed Concrete	23

CHAPTER 1

INTRODUCTION

1.1 General

Concrete is a composite material composed of fine and coarse aggregate bonded together with a fluid cement (cement paste) that hardens (cures) over time ¹. It is the second most used substance in the world after water and is the most widely used building material. Its usage worldwide is twice that of steel, wood, plastics, and aluminum combined. Globally, the ready-mix concrete industry, the largest segment of the concrete market, is projected to exceed \$600 billion in revenue by 2025 ².

Ready-mix concrete (RMC) is concrete that is manufactured in a concrete batching plant which is manufactured according to each specific job requirement, then delivered to the job site "ready to use". It also refers to concrete that is specifically manufactured for customers' construction projects and supplied to the customer on site as a single product. It is actually a mixture of Portland or other cements, water and aggregates such as sand, gravel or crushed stone. All aggregates should be of a washed type material with limited amounts of fines or dirt and clay. An admixture is often added to improve workability of the concrete and/or increase the setting time of concrete (using retarders) to factor in the time required for the transit mixer to reach the site ³.

There are two types of Ready-mix concrete (RMC). The first one is the barrel truck or in-transit mixers which is a device that homogeneously combines cement, aggregate such as sand or gravel, and water to form concrete. This concrete mixer uses a revolving drum to mix the components. For smaller volume works portable concrete mixers are often used so that the concrete can be made at the construction site to give the workers enough time to use the concrete before it hardens. The in-transit barrel truck delivers concrete in a plastic state to the site. The second one is the volumetric concrete mixer. A volumetric concrete mixer (also known as volumetric mobile mixer) is a concrete mixer mounted on a truck or trailer

that contains separate compartments for sand, stone, cement and water. This delivers the ready mix in a dry state and then mixes the concrete on site ⁴.

On the other hand, Batch Plant concrete is volumetric concrete that is prepared at the construction site. In this process concrete components are mixed in specific ratios to obtain the desired strength. This method requires using formulas to determine the amount of materials and steps to obtain the desired consistency ⁵.

In Ready-mix concrete different types of admixtures are used. In this study admixture from BASF (Baden Aniline and Soda Factory) was used.

1.2 History of ready-mixed Concrete:

In 1903 the concept of ready-mix concrete was first introduced by an architect Jurgen Heinrich Magens from Germany. Despite this discovery, attempts to supply the building trade did not take off until the year of 1920 due to the poor quality of motor trucks ⁶. The first ready mix company was set up in the UK in 1930. During the year of 1940s, the availability of heavier trucks and better engines allowed mixing drum capacities to increase, which in turn allowed ready-mixed concrete producers to meet the high demand for concrete that developed as a result of World War II. By the time of 1960 a successful network of concrete firms had established themselves in the construction industry ⁷. RMC was first introduced in Indian subcontinent in 1950 and the first RMC plant was established in 1993 in Pune, India ⁸.

1.3 Objective:

1. To identify the compressive and tensile strength of ready-mix concrete and Batch Plant concrete at a mix ratio of 1:1.5:3.
2. To compare the compressive and tensile strength between ready-mix concrete and Batch Plant concrete at the same mix ratio.
3. Identifying higher strength concrete among ready-mix concrete and Batch Plant concrete of same mix ratio.

CHAPTER 2

Literature Review

A study by Soroka, I (1976) was conducted on variations of compressive strength of 57 types of ready-mix concrete of 11 plants. The study showed that strength variation in ready-mixed concrete is not lower than that of Batch Plant concrete and formal compliance with a set of nominal requirements cannot alone secure an expected level of control and the corresponding assumed variation in concrete strength. This study also showed that strength variation is much more dependent on the actual level of supervision rather than on the methods of production proper and the availability of equipment ⁹.

ALVES, A (2017) studied on the dispersion of compressive strength of different ready-mix and Batch Plant concrete mixtures correspond to 20, 25, 30, 35 and 40 MPa. This study showed that variation in the workers team presents a significant influence on the homogeneity of the compressive strength of concrete ¹⁰.

Sinha, A (2021) studied on different factors affecting the quality of ready-mix concrete and Batch Plant concrete on Indian context. The study revealed that the quality of ready-mix concrete is mainly affected by overall site control, ready-mix concrete management and also on-site staff coordination, high waiting time after reaching the site locations and the process of transit of the concrete and placement of the concrete mix at the site locations. This study also showed that Batch Plant concrete is mainly affected in order of their importance by quality of the raw ingredients, relatively inaccurate “Nominal-Mix Ratio”, and high dependence on the skills of labors producing and placing the concrete ¹¹.

TAMAI, T (2003) studied on seasonal variations of compressive strength of ready-mix concrete on 7 days and 28 days curing strength. The three years long study showed that the standard cured compressive strengths at 28 days were 1.25 times of Nominal strength in summer and 1.5 times in winter ¹².

CHAPTER 3

Methodology

3.1 Materials of Batch Plant Concrete and Ready-mixed Concrete:

3.1.1 Materials of Batch Plant Concrete:

For the concrete mixtures, Portland composite Cement (Supercrete) was used, Coarse Aggregates (3/4" down :1/2") and two types sand (Local Sand 50% & Sylhet Sand 50%) from Bhuapur & Fazilpur. Also were used clean water.



Fig 3.1: Cement.



Fig 3.2: Coarse Aggregates.



Fig 3.3: Local Sand (Bhuapur).



Fig 3.4: Sylhet Sand (Fazilpur).

3.1.2 Materials of Ready-mixed Concrete:

Ready mix concrete of this test was made of following ingredients:

- Portland composite Cement
- Coarse Aggregate (3/4" down :1/2")
- Fine Aggregate
- Water and
- Admixture (BASF) (2.5-3.5) kg/ As per need.

Which is collect from vendor (NDE). It is a mixture of Portland or other cements, water and aggregates: sand, gravel, or crushed stone. All aggregates should be of a washed type material with limited amounts of fines or dirt and clay.



Fig 3.5: Cylinder Mold.



Fig 3.6: Tamping rod (Dia 16mm).



Fig 3.7: Scoop.

3.2 Casting:

3.2.1 Casting of Batch Plant Concrete:

Proper mixing of concrete ingredients is of utmost importance in order to produce good quality of fresh concrete. During the process of mixing the surface of all the aggregate particles is coated with cement paste. Well mixed concrete is required for the desired workability and performance of concrete in both the fresh as well as the hardened state. If the concrete is not well mixed, then it tends to segregation and bleeding. Casting Ratio 1:1.5:3. We have followed the below Steps for Casting:

- First of all, we wet the inner surfaces of the drum of the mixer Machine.
- Coarse aggregates are placed in the mixer machine first followed by sand and then cement.
- Mixed the materials in the dry state in the mixing machine. Normally it's took 1.5 to 3 minutes.
- After proper mixing of dry materials, were added the correct quantity of water while the machine is in motion.
- After adding the water, we mixed concrete for a minimum of two minutes in the drum.
- We unloaded from the mixer machine.
- We used metal 100x200mm cylinder moulds for concrete test specimens in the field.
- We Filled moulds in 2 equal layers and vibrated each layer until the concrete becomes smooth and there is no further egress of entrapped air bubbles.



Fig 3.8: Mixing of materials in this study.



Fig 3.9: Casting concrete in cylinder.

3.2.2 Casting of Ready-mixed Concrete:

Ready-mix concrete (RMC) is concrete that is manufactured in a batch plant, according to each specific job requirement, then delivered to the job site "ready to use".

For cylinder casting 1st time we take a Reusable steel, then we clean it, next we fill it one third by concrete. Then 16mm D_{ia} rod taming 25 times in this cylinder.

Then we fill it two third by concrete as previous. Also rod tamping 25 time again finally last gap was filled by concrete as previous.

3.3 Curing Time:

Curing is the process or operation which controls the loss of moisture from concrete after it has been placed in position, or in the manufacture of concrete products, thereby providing time for the hydration of the cement to occur. The concrete cylinder is cast for standard size and allowed to be cured for 28 days. For final curing, cylinders placed in their curing storage than 30 minutes after removing from the molds.

3.4 Compressive Strength Test of Concrete:

The concrete cylinder is cast for standard size and allowed to cure for 28 days. Three specimens of the same dimension are cast for testing. Tacked out the specimen from the curing tank. Wiped out the excess water from the surface of the specimen. Placed the specimen vertically on the platform of Universal Testing Machine (UTM) for testing compressive strength. Uniform load application and distribution is facilitated by having pad caps at the ends of the cylinders. Before start to apply the load, ensured that the loading platforms have touched the top of the cylinder. Applied the load continuously and uniformly without shock at the rate of 315 kN/min. And continue the loaded until the specimen failed. Were Recorded the maximum load. The test is repeated for the remaining specimens.



Fig:3.10: Compressive strength test of concrete by Universal Testing Machine (UTM).

3.5 Tensile Strength Test of Concrete:

The concrete cylinder is cast for standard size and allowed to cure for 28 days. Three specimens of the same dimension are cast for testing. Tacked out the specimen from the curing tank. Wiped out the excess water from the surface of the specimen. Placed the specimen horizontally on the platform of Universal Testing Machine (UTM) for testing compressive strength. Uniform load application and distribution is facilitated by having pad caps at the ends of the cylinders. Before start to apply the load, ensured that the loading platforms have touched the top of the cylinder. Applied the load continuously and uniformly without shock at the rate of 315 kN/min. And continue the loaded until the specimen failed. Were Recorded the maximum load. The test is repeated for the remaining specimens.



Fig:3.11: Tensile strength test of concrete by Universal Testing Machine (UTM).

CHAPTER 4

Results and Discussion

4.1 Ratio of Batch Plant concrete and Ready-mixed Concrete:

4.1.1 Ratio of Batch Plant concrete:

Concrete is made from cement, sand, gravel and water. For the concrete mixtures cement, sand, gravel and water was used to be mixed in a ratio of 1:1.5:3 to achieve maximum strength. That is 1-part cement, 1.5 parts sand, 3 parts gravel, and clean water.

4.1.2 Ratio of Ready-mixed concrete:

Ready mix concrete was made of following ingredients for 1 m³ of fresh concrete:

Materials	Unit	Quantity
Water	Kg	165
Cement	Kg	143
Fine Aggregate (SSD)	Kg	424
Coarse Aggregate (SSD)	Kg	1144
Admixture	%	0.6
Slump	Mm	90

4.2 Result of compressive strength test and tensile strength of Batch Plant concrete and Ready-mixed Concrete:

4.2.1 Result of compressive strength test and tensile strength test of Batch Plant concrete:

We had tested 02 set (06 EA) Concrete cylinders for Result of compressive strength and tensile strength of Batch Plant concrete. The results of the cylinder test are sequentially mentioned below:

Concrete of Cylinder No-1 for Compressive strength of Batch Plant concrete:

Cylinder Size = 200x100 mm

$$\begin{aligned} \text{C.S} &= \frac{\text{Force}}{\text{Area}} = \frac{185 \times 1000}{7854} \\ &= 23.554 \text{ N/mm}^2 \\ &= 3416.30 \text{ psi} \\ &[\text{IN/mm}^2 = 145.036 \text{ psi}] \end{aligned}$$

$$\begin{aligned} \text{Area} &= \frac{AD^2}{4} \\ A &= 3.1416 \\ D &= 100 \text{ mm}^2 \\ \text{Area} &= \frac{3.1416 \times (100)^2}{4} \\ &= 7854 \text{ mm}^2 \end{aligned}$$

Concrete of Cylinder No-2 for Compressive strength of Batch Plant concrete:

Cylinder Size = 200x102 mm

$$\begin{aligned} \text{C.S} &= \frac{\text{Force}}{\text{Area}} = \frac{195 \times 1000}{8171.30} \\ &= 23.864 \text{ N/mm}^2 \\ &= 3461.139 \text{ psi} \\ &[\text{IN/mm}^2 = 145.036 \text{ psi}] \end{aligned}$$

$$\begin{aligned} \text{Area} &= \frac{AD^2}{4} \\ A &= 3.1416 \\ D &= 102 \text{ mm}^2 \\ \text{Area} &= \frac{3.1416 \times (102)^2}{4} \\ &= 8171.30 \text{ mm}^2 \end{aligned}$$

Concrete of Cylinder No-3 for Compressive strength of Batch Plant concrete:

Cylinder Size = 200x99 mm

$$\begin{aligned} \text{C.S} &= \frac{\text{Force}}{\text{Area}} = \frac{180 \times 1000}{7697.705} \\ &= 23.383 \text{ N/mm}^2 \\ &= 3391.376 \text{ psi} \\ &[\text{IN/mm}^2 = 145.036 \text{ psi}] \end{aligned}$$

$$\begin{aligned} \text{Area} &= \frac{AD^2}{4} \\ A &= 3.1416 \\ D &= 99 \text{ mm}^2 \\ \text{Area} &= \frac{3.1416 \times (99)^2}{4} \\ &= 7697.705 \text{ mm}^2 \end{aligned}$$

Concrete of Cylinder No-1 for Tensile strength of Batch Plant concrete:

Cylinder Size = 200x100 mm

$$\begin{aligned} T. S &= \frac{Force}{Area} = \frac{182 \times 1000}{7854} \\ &= 23.17 \text{ N/mm}^2 \\ &= 3360.48 \text{ psi} \\ [IN/mm^2 &= 145.036 \text{ psi}] \end{aligned}$$

$$\begin{aligned} Area &= \frac{AD^2}{4} \\ A &= 3.1416 \\ D &= 100 \text{ mm}^2 \\ Area &= \frac{3.1416 \times (100)^2}{4} \\ &= 7854 \text{ mm}^2 \end{aligned}$$

Concrete of Cylinder No-2 for Tensile strength of Batch Plant concrete:

Cylinder Size = 200x102 mm

$$\begin{aligned} T. S &= \frac{Force}{Area} = \frac{197 \times 1000}{8171.30} \\ &= 24.10 \text{ N/mm}^2 \\ &= 3495.36 \text{ psi} \\ [IN/mm^2 &= 145.036 \text{ psi}] \end{aligned}$$

$$\begin{aligned} Area &= \frac{AD^2}{4} \\ A &= 3.1416 \\ D &= 102 \text{ mm}^2 \\ Area &= \frac{3.1416 \times (102)^2}{4} \\ &= 8171.30 \text{ mm}^2 \end{aligned}$$

Concrete of Cylinder No-3 for Tensile strength of Batch Plant concrete:

Cylinder Size = 200x99 mm

$$\begin{aligned} T. S &= \frac{Force}{Area} = \frac{178 \times 1000}{7697.705} \\ &= 23.12 \text{ N/mm}^2 \\ &= 3353.23 \text{ psi} \\ [IN/mm^2 &= 145.036 \text{ psi}] \end{aligned}$$

$$\begin{aligned} Area &= \frac{AD^2}{4} \\ A &= 3.1416 \\ D &= 99 \text{ mm}^2 \\ Area &= \frac{3.1416 \times (99)^2}{4} \\ &= 7697.705 \text{ mm}^2 \end{aligned}$$



Fig 4.1: Compressive strength test of Cylinder No-1 of Batch Plant concrete.



Fig. 4.2: Crushed Concrete of Cylinder No-1 of Batch Plant concrete.



Fig. 4.3: Crashed concrete of Cylinder No-2 of Batch Plant concrete.



Fig. 4.4: Crashed concrete of Cylinder No-3 of Batch Plant concrete.

Table: 4.1 Compressive strength test of Batch Plant Concrete:

SL	Length (mm)	Dia (mm)	Area (mm) ²	Load (KN)	Compressive strength (psi)	Average compressive strength (psi)
1	200	100	7854	185	3416.30	
2	200	102	8171.30	195	3461.139	3422.938
3	200	99	7697.705	180	3391.376	

Table: 4.2 Tensile strength test of Batch Plant Concrete:

SL	Length (mm)	Dia (mm)	Area (mm) ²	Load (KN)	Tensile strength (psi)	Average tensile strength (psi)
1	200	100	7854	182	3360.48	
2	200	102	8171.30	197	3495.36	3403.02
3	200	99	7697.705	178	3353.23	

4.2.2 Result of compressive strength and tensile strength test of Ready-mixed concrete:

We had tested 2 set (06 EA) Concrete cylinders for Result of compressive strength and tensile strength of Ready-mixed concrete. The results of the cylinder test are sequentially mentioned below:

Concrete of Cylinder No-1 for Compressive strength of Ready-mixed concrete:

Cylinder Size = 202x101 mm

$$\begin{aligned} \text{C.S} &= \frac{\text{Force}}{\text{Area}} = \frac{195 \times 1000}{8011.865} \\ &= 24.338 \text{ N/mm}^2 \\ &= 3529.886 \text{ psi} \\ [\text{IN/mm}^2 &= 145.036 \text{ psi}] \end{aligned}$$

$$\begin{aligned} \text{Area} &= \frac{AD^2}{4} \\ A &= 3.1416 \\ D &= 101 \text{ mm}^2 \\ \text{Area} &= \frac{3.1416 \times (101)^2}{4} \\ &= 8011.865 \text{ mm}^2 \end{aligned}$$

Concrete of Cylinder No-2 for Compressive strength of Ready-mixed concrete:

Cylinder Size = 200x102 mm

$$\begin{aligned} \text{C.S} &= \frac{\text{Force}}{\text{Area}} = \frac{198 \times 1000}{8171.30} \\ &= 24.231 \text{ N/mm}^2 \\ &= 3514.367 \text{ psi} \\ [\text{IN/mm}^2 &= 145.036 \text{ psi}] \end{aligned}$$

$$\begin{aligned} \text{Area} &= \frac{AD^2}{4} \\ A &= 3.1416 \\ D &= 102 \text{ mm}^2 \\ \text{Area} &= \frac{3.1416 \times (102)^2}{4} \\ &= 8171.30 \text{ mm}^2 \end{aligned}$$

Concrete of Cylinder No-3 for Compressive strength of Ready-mixed concrete:

Cylinder Size = 200x99 mm

$$\begin{aligned} \text{TS} &= \frac{\text{Force}}{\text{Area}} = \frac{188 \times 1000}{7697.705} \\ &= 24.422 \text{ N/mm}^2 \\ &= 3542.069 \text{ psi} \\ [\text{IN/mm}^2 &= 145.036 \text{ psi}] \end{aligned}$$

$$\begin{aligned} \text{Area} &= \frac{AD^2}{4} \\ A &= 3.1416 \\ D &= 99 \text{ mm}^2 \\ \text{Area} &= \frac{3.1416 \times (99)^2}{4} \\ &= 7697.705 \text{ mm}^2 \end{aligned}$$

Concrete of Cylinder No-1 for Tensile strength test of Ready-mixed concrete:

Cylinder Size = 200x100 mm

$$\begin{aligned} \text{T. S} &= \frac{\text{Force}}{\text{Area}} = \frac{184 \times 1000}{7854} \\ &= 23.42 \text{ N/mm}^2 \\ &= 3396.74 \text{ psi} \\ &[\text{IN/mm}^2 = 145.036 \text{ psi}] \end{aligned}$$

$$\begin{aligned} \text{Area} &= \frac{AD^2}{4} \\ A &= 3.1416 \\ D &= 100 \text{ mm}^2 \\ \text{Area} &= \frac{3.1416 \times (100)^2}{4} \\ &= 7854 \text{ mm}^2 \end{aligned}$$

Concrete of Cylinder No-2 for Tensile strength test of Ready-mixed concrete:

Cylinder Size = 200x102 mm

$$\begin{aligned} \text{T. S} &= \frac{\text{Force}}{\text{Area}} = \frac{192 \times 1000}{8171.30} \\ &= 23.50 \text{ N/mm}^2 \\ &= 3408.34 \text{ psi} \\ &[\text{IN/mm}^2 = 145.036 \text{ psi}] \end{aligned}$$

$$\begin{aligned} \text{Area} &= \frac{AD^2}{4} \\ A &= 3.1416 \\ D &= 102 \text{ mm}^2 \\ \text{Area} &= \frac{3.1416 \times (102)^2}{4} \\ &= 8171.30 \text{ mm}^2 \end{aligned}$$

Concrete of Cylinder No-3 for Tensile strength test of Ready-mixed concrete:

Cylinder Size = 200x99 mm

$$\begin{aligned} \text{T. S} &= \frac{\text{Force}}{\text{Area}} = \frac{176 \times 1000}{7697.705} \\ &= 22.86 \text{ N/mm}^2 \\ &= 3315.52 \text{ psi} \\ &[\text{IN/mm}^2 = 145.036 \text{ psi}] \end{aligned}$$

$$\begin{aligned} \text{Area} &= \frac{AD^2}{4} \\ A &= 3.1416 \\ D &= 99 \text{ mm}^2 \\ \text{Area} &= \frac{3.1416 \times (99)^2}{4} \\ &= 7697.705 \text{ mm}^2 \end{aligned}$$




Fig. 4.5: Compressive strength test of Cylinder No-1 of Ready-mixed concrete.



Fig. 4.6: Compressive strength test of Cylinder No-3 of Ready-mixed concrete.

Table: 4.3 Compressive strength test of Ready-mixed Concrete:

SL	Length (mm)	Dia (mm)	Area (mm)²	Load (KN)	Compressive strength (psi)	Average compressive strength (psi)
1	202	101	8011.865	195	3529.886	
2	200	102	7854	198	3514.367	3528.774
3	200	99	7854	188	3542.069	

Table: 4.4 Tensile strength test of Ready-mixed Concrete:

SL	Length (mm)	Dia (mm)	Area (mm)²	Load (KN)	Tensile strength (psi)	Average tensile strength (psi)
1	200	100	7854	184	3396.74	
2	200	102	8171.30	192	3408.34	3373.53
3	200	99	7697.705	176	3315.52	

4.3 Comparison between Batch Plant and Ready-Mix Cylinder Crush vs Crushing Pattern:

4.3.1 Comparison between Batch Plant Cylinder Crush vs Crushing Pattern:

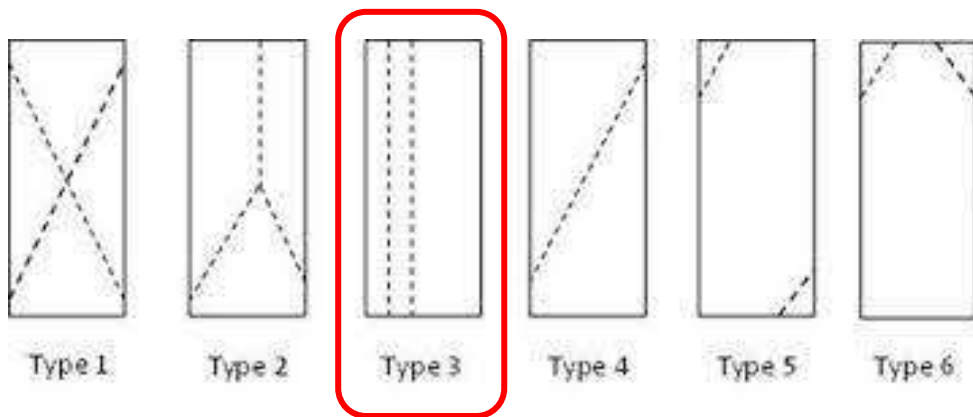


Fig 4.7: Crash pattern of Cylinder No-1 of Batch Plant concrete.

The crash pattern of Cylinder No-1 of Batch Plant concrete is similar to the Pattern crash type 3. Concrete has vertically cracked through head to end. No well-formed cone.

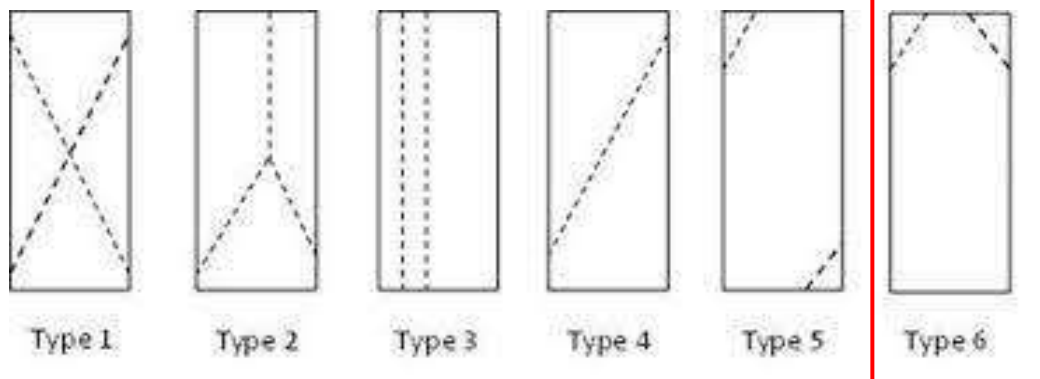


Fig 4.8: Crash pattern of Cylinder No-2 of Batch Plant Concrete.

The crash pattern of Cylinder No-2 of Batch Plant Concrete is similar to the Pattern crash type 6. Its side fractured at the top corner. Occur Commonly with unbonded Caps.

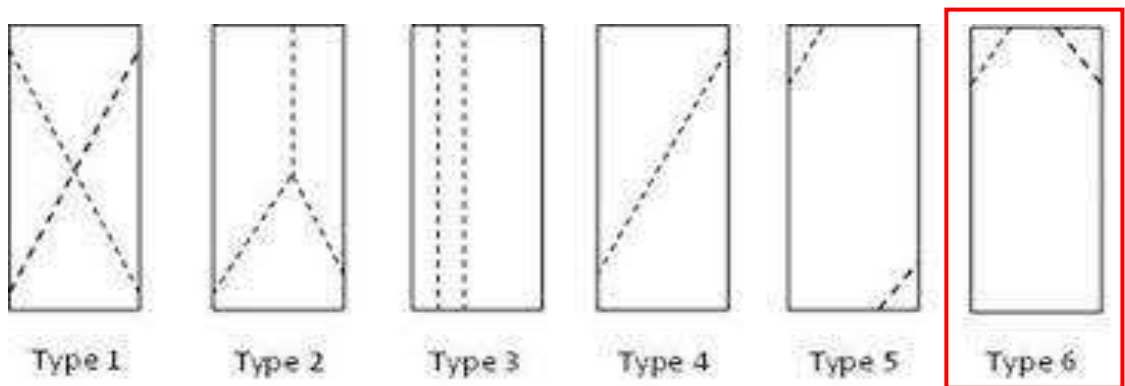


Fig 4.9: Crash pattern of Cylinder No-3 of Batch Plant Concrete.

The crash pattern of Cylinder No-3 of Batch Plant Concrete is similar to the Pattern crash type 6. Its side fractured at the top corner. Occur Commonly with unbonded Caps.

4.3.2 Comparison between Ready-mixed Cylinder Crush vs Crushing Pattern:

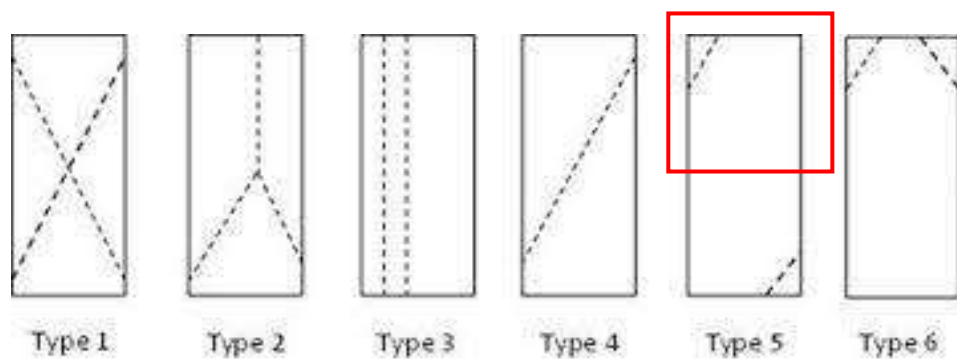


Fig 4.10: Crash pattern of Cylinder No-1 of Ready-mixed Concrete.

The crash pattern of Cylinder No-1 of Ready-mixed Concrete is similar to the Pattern crash type 5. Its side fractured at the top corner. Occur Commonly with unbonded Caps.

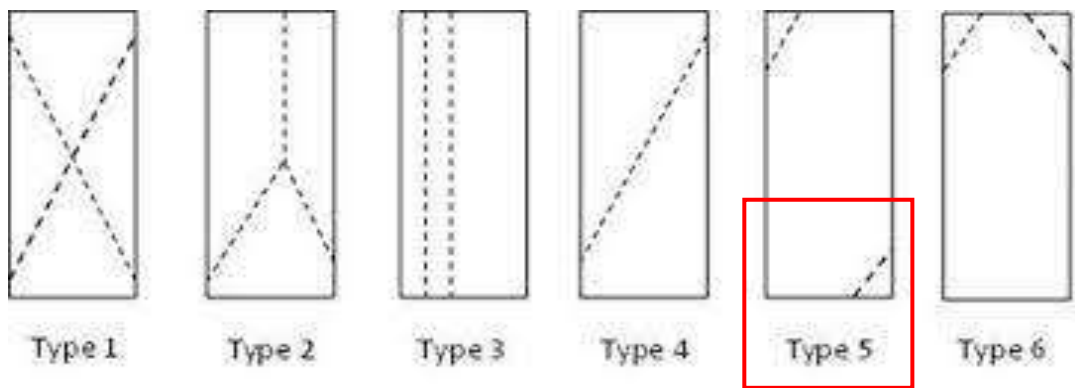


Fig 4.11: Crash pattern of Cylinder No-3 of Ready-mixed Concrete.

The crash pattern of Cylinder No-3 of Ready-mixed Concrete is similar to the Pattern crash type 5. Its side fractured at the Bottom corner. Occur Commonly with unbonded Caps.

4.4 DISCUSSION:

The compressive strength of ready-mix concrete is found as 3528.774 psi and the batch mix concrete is found as 3422.938 psi. So, the compressive strength of ready-mix concrete is found as 3.1% higher than that of batch mix one.

The tensile strength of ready-mix concrete is found as 3373.53 psi and the batch mix concrete is found as 3403.02 psi. So, the tensile strength of ready-mix concrete is found as 0.87% lower than that of batch mix one which is almost the same.

4.5 Reasons why Ready Mixed Concrete is better than Batch Mixed Concrete:

Concrete is the most used construction material. Two types of mixing process are commonly used on construction Site for concrete: ready-mix concrete and Batch mix concrete.

Ready-Mix Concrete:

Since Ready mix concrete is the Computerized process it's easier to maintain the Quality. For Ready-mix concrete We have used Portland composite Cement, Coarse Aggregate, Fine Aggregate, Clean Water and Additional Chemical Admixture (BASF) to improve manageability. The chemical elements reduced the water quantities in the mixture and increased its strength without much effort. we were followed mixing ratio of 1:1.5:3.

Batch mix Concrete:

Batch mix Concrete is manual process on construction site. Workers must be careful and meticulous with the material's proportions to avoid any quality issues in the concrete for batch mix concrete. We have used of three components for Batch mix concrete: Coarse Aggregates (3/4" down :1/2") and two types sand (Local Sand 50% & Sylhet Sand 50%) from Bhuapur & Fazilpur. Also were used clean water. we were followed mixing ratio of 1:1.5:3.

Experimental program on RMC:

The compressive strength of concrete is the ability to resist a crushing controlled by the water-cement ratio. Strength testing of ready-mix concrete sample is a very important. there are two types of strength test which are performed. These are:

- ❖ Slump Test
- ❖ Compressive Strength Test

This test is performed to check the consistency of freshly made concrete. The slump test is done to make sure a concrete mix is workable.

However, the theoretical compressive strength related to a particular water-cement ratio will be attained only if the actual amount of water added is carefully regulated. This test is performed by Universal Testing Machine (UTM) after 28 days curing. We find that the compressive strength of ready-mix concrete is higher than batch mix concrete.

So, we agreed that Ready Mixed Concrete is better than Batch Mixed Concrete.

CHAPTER 5

Conclusions and Future Works

5.1 Conclusions:

Concrete is a very important building material and it is used mostly now in all the construction work and life of any structure is totally depend upon the best material quality. In this study the compressive strength of the ready-mixed concrete and batch mix concrete has been discussed. On the basis of this study, it is found that:

- The compressive strength of ready-mixed concrete is higher than that of batch mix study
- The tensile strength of ready-mixed concrete is almost the same of that of batch mix concrete
- For large concrete work and mass concreting, or while constructing multistoried buildings, employing Ready-mixed concrete can be beneficial in terms of labor, quality, and time too.

5.2 Limitations and Recommendations for Future Works:

This is a short scale research work due to limitation of time and resources. Large scale of research is needed with changing various parameters for having more accurate results. More research works by changing the mix ratios for both of these concretes can be done for more accurate results. Following suggestions are recommended:

- Large scale research can be done by changing mixing ratios and comparing among them.
- Changing the size of coarse aggregates and also changing the water cement ratio is recommended for future study.
- Compressive strength test of both ready-mixed concrete and batch mix concrete in different temperature variations is recommended.

REFERENCES

- [1] Colin R. Gagg. Cement and concrete as an engineering material: An historic appraisal and case study analysis. *Eng. Fail. Anal.* 40, 114–140 (2014).
- [2] Crow, J. M. The concrete conundrum. *Chem. world* 62–66 (2008).
- [3] News, T. S. C. How to Mix Ready Mix Concrete? *THE shelly company* <https://www.shellyco.com/2014/01/17/mix-ready-mix-concrete/> (2014).
- [4] ‘IBISWorld - Industry Market Research, Reports, and Statistics’. www.ibisworld.com. (2021).
- [5] Muresan, F. Comparing Ready-Mix Concrete and Batch Plant Concrete. *NEARBY ENGINEERS* <https://www.ny-engineers.com/blog/ready-mix-concrete-and-Batch-Plant-concrete> (2021).
- [6] Zidan A, Mousa A, Mahgoub M. A survey-based vision for restructuring concrete business in the new residential communities in Egypt. *Industrial and Systems Engineering Review*. 2013 Nov 1;1(2):162-72.
- [7] Arthur MJ. The Dawn of the Ready-Mixed Concrete Industry. *Quarry Management*. 2004;31(7):19-26.
- [8] Makwana AH, Pitroda J. Ready Mixed Concrete Selection for Infrastructure Development through Analytic Hierarchy Process (AHP) in the New Millennium. *Journal Impact Factor*. 2013 Sep;4(5):109-26.
- [9] Soroka I. The variation in the compressive strength of Ready Mixed concrete. In *Advances in Ready Mixed Concrete Technology* 1976 Jan 1 (pp. 297-300). Pergamon.
- [10] ALVES A, SANTOS F, DEOGENES A, MOREIRA K, MESQUITA E. Compressive strength values dispersion of side-mixed and ready-mixed concretes. *Revista IBRACON de Estruturas e Materiais*. 2017 Sep; 10:972-84.

- [11] Sinha A, Singh N, Kumar G, Pal S. Quality Factors Prioritization of Ready-Mix Concrete and Batch Plant Concrete: A Case Study in Indian Context. In Proceedings of International Conference on Scientific and Natural Computing 2021 (pp. 179-187). Springer, Singapore.
- [12] TAMAI T, KASAMI H. On Seasonal variation of compressive strength of Ready-Mixed Concrete (Materials and Construction).